



Roman Road Primary School Asthma and Allergy Policy
Reviewed May 2022
To review May 2024

Asthma and Allergy

Recommendations for Nurseries, Schools and Colleges

Produced in collaboration between Children's Health 0-19 Service (CHS 0-19), London Borough of Newham, Children's Asthma Clinic, East London Foundation Trust with support from WEL CCG.

Roman Road Primary has adapted this policy

- Adapted with permission from the Paediatric Respiratory and Allergy Departments, Royal London Hospital & Tower Hamlets School Health
- The Whole School Asthma Approach is an initiative designed by CHS 0-19 and ELFT.
- The materials available in this document have been produced by CHS 019 unless otherwise indicated.

Version control

Version	Description of Change	Reason for Change	Author	Date
1.0	New document	N/A	Heather Robinson	23/02/2021

Contents

1. [Aim](#)

2. [Purpose](#)
3. [Background](#)
4. [Recognising poorly controlled asthma](#)
5. [What to do in an emergency](#)
 - 5.1. [Recognising an acute asthma attack](#)
 - 5.2. [Actions in the event of an asthma attack](#)
6. [Recognising mild-moderate allergic reactions](#)
7. [Recognising anaphylaxis](#)
8. [Asthma and allergy friendly schools and whole school asthma approach](#)
9. [Asthma and allergy register](#)
10. [Medications](#)
 - 10.1. [Inhalers and spacers](#)
 - 10.2. [Spacer technique and care](#)
 - 10.3. [Emergency inhalers in schools](#)
 - 10.4. [Adrenaline Auto-Injectors \(AAIs\)](#)
 - 10.5. [Emergency Adrenaline Auto-Injectors in Schools](#)
11. [Individual Health Care Plans \(IHCPs\)](#)
 - 11.1. [Personal Asthma Action Plan \(PAAPs\)](#)
 - 11.2. [Allergy Action Plans](#)
12. [School environment and triggers](#)
13. [Emergency evacuations \(i.e. fire alarms\)](#)
14. [Exercise and activity](#)
15. [School trips](#)
16. [Impact on education](#)
17. [“Spare” Emergency Salbutamol Inhalers, Spacers and Adrenaline Auto-Injector \(AAI\) in school](#)
 - 17.2. [Who can use the emergency kits?](#)
 - 17.1. [Each emergency kit contains](#)
 - 17.3. [Maintaining the emergency kit](#)
18. [Asthma and allergy lead\(s\) responsibilities](#)
19. [All Staff Training](#)
20. [Local contacts](#)
21. [Appendices](#)
 - [Appendix A: School Asthma Action Plans \(Nursery, Primary, Secondary\)](#)
 - [Appendix B: Record of administration](#)
 - [Appendix C: Children’s Health 0-19 Service Asthma Review Consultation Checklist](#)
 - [Appendix D: Children’s Health 0-19 Service Allergy IHCP Consultation Checklist](#)
 - [Appendix E: Recognising signs of an allergic reaction and anaphylaxis poster](#)
 - [Appendix F: Whole School Asthma Checklist](#)
 - [Appendix G: Whole school asthma letter to parent/guardian and consent to use emergency kits](#)
 - [Appendix H: Asthma and Allergy Register](#)
 - [Appendix I: Monkey Wellbeing Personal Asthma Action Plan \(5 years and under\)](#)
 - [Appendix J: Asthma UK Personal Asthma Action Plan \(6-11 years\)](#)
 - [Appendix K: Asthma UK Personal Asthma Action Plan \(12 years +\)](#)
 - [Appendix L: Spacer and inhaler technique, mask and mouthpiece](#)

[Appendix M: Allergy Action Plan with Jext Pen](#)
[Appendix N: Allergy Action Plan with EpiPen](#)
[Appendix O: Allergy Action Plan without AAI](#)
[Appendix P: Letter to pharmacist for spare inhaler](#)
[Appendix Q: Letter to pharmacist for spare AAI](#)
[Appendix R: Location of emergency kits poster](#)
[Appendix S: Emergency kits checklist](#)

22. [References](#)
23. [Useful websites](#)
24. [Locally made teaching films](#)

1. Aim

This document aims to provide nurseries, schools and colleges with recommendations for the care of children and young people (CYP) who have asthma and allergies.

This document can be localised and used in part to supplement existing asthma and allergy policies or adopted in full where no policy previously existed.

Every nursery, school and college should have a policy for supporting pupils with medical conditions (DfE, 2015), due to the prevalence of asthma and allergies in CYP, it is recommended that there is a standalone asthma policy. It is also a minimum standard of the Whole School Asthma Approach and Asthma Friendly Schools.

For ease, throughout the remainder of this document when the word school(s) refers to all educational provisions (nurseries, schools, sixth forms, pupil referral units and colleges etc.).

2. Purpose

- Manage CYP with asthma and food allergies effectively and safely at school.
- Support the appropriate use of salbutamol inhalers, spacers and AAI (AAI) in emergencies.
- Reduce school absence and indirectly improve academic performance.
- Empower school staff to identify CYP with poorly controlled asthma.
- Improve asthma and allergy-related communication between education and health services.

3. Background

3.1. In the UK, there are 1.1 million CYP (1 in 11) who are receiving treatment for asthma (Asthma UK, 2021). This equates to 1-3 in every classroom. In the London Borough of Newham, we estimate there to be 6000 CYP receiving treatment for asthma.

3.2. Asthma is a condition that affects the small tubes (airways) that carry air in and out of the lungs. When a person with asthma comes into contact with something that irritates their airways (an asthma trigger), the muscles around the walls of the airways tighten so that the airways become narrower. Secondly, the lining of the airways becomes inflamed and starts to swell. Sometimes, sticky mucus or phlegm builds up, which can further narrow the airways. These reactions make it

difficult to breathe, leading to symptoms of asthma. To treat these symptoms CYP need to take an inhaler (usually Salbutamol, 'the blue pump', 'rescue inhaler', 'reliever') through a spacer (plastic tube with mouthpiece that ensures correct delivery of the medicine to the lungs and reduces side effects).

3.3. Wheeze is the high-pitched, whistling sound made by the small airways when they become inflamed.

3.4. Viral wheeze is a common condition whereby preschool CYP become wheezy only when they have a cold. Most CYP will grow out of this with age. It does not necessarily mean they will go on to develop asthma.

3.5. Acute attacks of both viral wheeze and asthma can be life threatening. Thankfully, the emergency treatment is broadly the same for each condition; similarly, preventative treatment of recurrent viral wheeze mirrors that of asthma.

4. Recognising poorly controlled asthma ([see appendix A](#))

4.1. We recognise that some of the most common day-to-day symptoms of asthma are:

- Dry cough
- Wheeze (a 'whistle' heard on breathing out)
- Excessive shortness of breath on exercise or when exposed to a trigger □ Tight chest

4.2. These symptoms are usually responsive to the use of the CYP's Salbutamol inhaler and rest (e.g. stopping exercise).

If the CYP is displaying these symptoms give them the appropriate number of puffs as listed below.

The number of Salbutamol puffs given when a CYP is displaying common symptoms of asthma are presented as a range. This means to start with the lowest number of puffs in the range and add further puff as the condition dictates up to the upper limit, which is age dependant.

- Nursery age, 1-2 puffs
- Primary age, 2-5 puffs
- Secondary age and above, 5-10 puffs

4.3. CYP do not need to be sent home from school or urgent medical attention sought if their symptoms improve after taking their (or school's emergency) salbutamol inhaler (DfE, 2015).

4.4. However, if the CYP requires their Salbutamol three or more times in the space of a week (including at home), this is a sign of poor asthma control and the school's asthma lead will need to be informed.

We recognise that it is challenging to know the frequency of Salbutamol use at home and in school for those CYP who carry their Salbutamol on their person. For this reason, we encourage regular dialogue with parent/guardians regarding Salbutamol inhaler usage and with the CYP themselves when it is noted/observed that they have using their Salbutamol inhaler in school. Where known, all medication administered in school should be recorded ([see appendix B](#)).

The asthma lead should advise the parent/guardian to seek a GP appointment (or with the asthma clinic if already under their care) and refer the CYP to the CYP's Health 0-19 Service (Health Visiting and School Health Service) using their online referral form

www.newham.gov.uk/schoolhealthreferral.

The Children's Health 0-19 Service will not provide urgent care but will follow up with the CYP to ensure that help was sought, observe inhaler and spacer techniques and if indicated perform an asthma control test (ACT) ([see appendix C and D](#)).

If asthma is cited as a reason for a school absence, the above course of action should also be followed by the school's asthma lead.

5. What to do in an emergency ([see appendix A](#))

5.1. Recognising an acute asthma attack

- Persistent cough (when at rest)
- A wheezing sound coming from the chest (when at rest)
- Difficulty breathing (the CYP could be breathing fast and with effort, using the accessory (supporting) muscles in the upper body)
- Nasal flaring
- Unable to talk or complete sentences. Some CYP will become very quiet.
- May try to tell you that their chest 'feels tight' (younger CYP may express this as tummy ache)

We also recognise that we need to call an ambulance immediately and commence the asthma attack procedure without delay if the CYP

- Appears exhausted
- Is going Blue
- Has collapsed

5.2. Actions in the event of an asthma attack:

1. Keep calm and reassure the CYP.
2. Encourage the CYP to sit up and slightly forward.
3. Use the CYP's own blue inhaler – if not available, use the emergency inhaler.
4. Remain with the CYP while the blue inhaler and spacer are brought to them.
5. Shake the blue inhaler, remove the cap and place blue inhaler in spacer.
6. Place the mouthpiece of the spacer between the lips of the CYP or place the facemask over the CYP nose and mouth pressing gently. Make sure there is a good seal.
7. Press the blue inhaler once for one puff and get the CYP to take 10 breaths
8. If there is no improvement, repeat these steps until the CYP feels better, up to a maximum of 10 puffs (100 breaths).

If the CYP does not feel better or you are worried at ANYTIME before you have reached 10 puffs:

1. Call 999 FOR AN AMBULANCE and then call their parents/guardians.
2. If an ambulance does not arrive in 15 minutes give another 10 puffs.

3. If the CYP also has allergies and is either prescribed an AAI or has consent to be given an AAI in an emergency, administer an AAI. Anaphylaxis could be the cause of their breathing issues.
4. A member of staff will always accompany a CYP taken to hospital by ambulance and will stay with them until a parent or guardian arrives.

If the CYP does feel better:

- Stay with the CYP until they no longer cause concern.
- The CYP can return to school activities when they feel better.
- Inform the parents/guardians and advise that they should make an appointment with the GP or their asthma nurse.

6. Recognising mild-moderate allergic reactions [\(see appendix E\)](#)

We recognise that the signs and symptoms of a mild to moderate reaction are:

- Swollen lips, face or eyes
- Itchy/tingling mouth
- Hives or itchy skin rash
- Tummy pain or single episode of vomiting
- Sudden change in behaviour

Actions in the event of a mild-moderate allergic reaction

- Stay with the CYP and call for help if necessary
- Locate the CYP's adrenaline pen (AAI) and the emergency kit □ Give antihistamine according to the CYP's allergy action plan
- Phone parent / emergency contact
- Watch for signs of anaphylaxis

The CYP does not normally need to be sent home from school, nor do they require urgent medical attention. However, mild reactions can develop into anaphylaxis: CYP having a mild-moderate (nonanaphylactic) reaction should therefore be monitored for any progression in symptoms for one hour or until symptoms resolve, whichever is the shorter.

7. Recognising anaphylaxis [\(see appendix E\)](#)

We recognise that the signs and symptoms of an anaphylactic reaction are:

- Persistent cough (interfering with breathing)
- Hoarse voice
- Difficulty swallowing / swollen tongue
- Difficult or noisy breathing
- Wheeze
- Persistent dizziness
- Becoming pale or floppy
- Sudden sleepiness / collapse / loss of consciousness

Actions in the event of anaphylaxis

If ANY ONE (or more) of the above signs are present:

1. Lie the CYP flat with legs raised (if breathing is difficult allow the CYP to sit up) 2. Use AAI WITHOUT DELAY. Take note of the time given.
3. Dial 999 to request ambulance and say ANAPHYLAXIS (AN-A-FIL-AK-SIS). Give clear and precise directions to the emergency operator, including the postcode of your location.
4. Stay with the CYP until ambulance arrives. DO NOT stand the CYP up.
5. If there are no signs of life commence CPR
6. Phone parent / emergency contact
7. If there is no improvement after 5 minutes, give a further dose of adrenaline using a second auto-injector device. Take note of the time given.
8. Make a second call to the emergency services to confirm that an ambulance has been dispatched.
9. Send someone outside to direct the ambulance paramedics when they arrive.

Always use an AAI FIRST in someone with known food allergy who has developed SUDDEN BREATHING DIFFICULTIES (persistent cough/ hoarse voice/ wheeze), even if no skin symptoms are present.

8. Asthma and allergy friendly schools and whole school asthma approach

Our school welcomes all CYP with asthma and allergies and we aim to support them to participate fully in school life.

We will do this by being an asthma and allergy friendly school and take the whole school asthma approach, this means we have:

- ✓ An asthma policy including the use of emergency inhalers and AAI
- ✓ A register of all CYP with asthma and allergies and includes all those who have been prescribed a Salbutamol inhaler, antihistamine or AAI
- ✓ An asthma emergency kit that includes salbutamol inhalers and spacers
- ✓ An anaphylaxis emergency kit that includes AAI
- ✓ A system to refer CYP to the Children's Health 0-19 Service who are:
 - Absent from school due to asthma
 - Unable to fully take part in PE (and playtime) due to asthma
 - And those who have used their salbutamol inhaler three or more times in the space of a week (including at home)
- ✓ An asthma lead in school who is responsible for the adherence to the asthma and allergy friendly standards

- ✓ Annual Asthma and Allergy Management training for key staff in school i.e. asthma lead, first aiders, medical office staff etc.
- ✓ Annual Asthma Awareness for ideally 100% of the school workforce but a minimum of 85%
- ✓ The school based asthma action plan displayed in each area of the school (classrooms, staff room, school hall, reception areas etc.)

We review the above annually as a minimum in collaboration with the Children's Health 0-19 Service ([see appendix F](#)). We will notify them if we have less than 85% of our school workforce trained in asthma awareness at any point during the academic year and release staff to attending training sessions.

Our parent/guardians are aware that we take a whole school asthma approach and have been advised of what this means for their child ([see appendix G](#)).

9. Asthma and Allergy Register

9.1. An asthma and allergy register of children is held in the school and is updated yearly and when required ([see appendix H](#)).

Parent/guardian of new CYPs will be required to complete a medical declaration form when joining school and at the start of each new school year. This will specifically document:

- Any physician-diagnosed of asthma and viral wheeze
- Any prescription of a reliever inhaler (salbutamol/terbutaline, **blue pump**) in the preceding 12 months.
- Any previous severe allergic reactions including any associated acute triggers/allergens
- Any prescription of an adrenaline pen (AAI) in the preceding 24 months.

Parents/guardians are responsible for informing the school if there are any changes to their child's needs, so that the register maintained ([see appendix G](#)).

9.2. Each CYP on the asthma and allergy register must have:

Asthma

- ✓ A Personal Asthma Action Plan (PAAP) completed by a health care professional (GP, Practice Nurse, Asthma Clinic, A&E staff or hospital doctor). All CYP under the care of the asthma clinic must have a PAAP ([see appendix I, J and K](#)).

OR

- ✓ Access to the school based asthma action plan ([see appendix A](#)).

All CYP under the care of the asthma clinic must have a PAAP; this will be given to the parent/guardian to bring a copy into school. Parent/guardians should contact their GP or asthma clinic to review their PAAP annually as a minimum or more frequently if required.

- ✓ Individual salbutamol inhaler and an age and ability appropriate spacer. These are stored out of the reach of other CYP but are easily accessible and remain in date. CYP will be encouraged to carry their own inhaler and spacer if deemed appropriate.

- ✓ Parental consent to use the emergency inhaler and spacer, we capture this at the point of the CYP with asthma starting at our school or when they are diagnosed. We review this annually.

Allergies

- ✓ An Allergy Action Plan completed by a health care professional (Allergy Clinic, GP, Practice Nurse, School Nurse, Health Visitor, A&E staff or hospital doctor). This will be given to the parent/guardian at the point of diagnosis and clinic appointments and a copy should be brought into school.
- ✓ Individually prescribed anti-histamine and two AAIs. These are stored out of the reach of other CYP but are easily accessible and remain in date. CYP will be encouraged to carry their own AAI if deemed appropriate. Where fewer than two AAIs are prescribed then the school's emergency AAI is a suitable alternative.
- ✓ Parental consent to use the emergency AAI (this is obtained and documented on the allergy action plan and is reviewed annually).
- ✓ Parent/guardians should contact their GP/allergy clinic to update their Allergy Management Plan if any changes are reported.

We advise that all children prescribed a salbutamol inhaler within the last 12 months but without a formal diagnosis of asthma are also included on the register, so that the emergency inhaler and spacer can be made available to them with the consent of their parents/guardian.

10. Medications

10.1. Inhalers and spacers

All CYP with asthma should have immediate access to their reliever (usually the salbutamol, blue inhaler¹) at all times. The reliever inhaler is a fast-acting medication that relaxes the airway muscles, opening them up and making it easier for the CYP to breathe. It is always taken through an age appropriate spacer (with a mask under 4 years of age, and a mouthpiece over 4 years of age or those developmentally unable to use a mouthpiece).

Most CYP will also have a preventer inhaler (brown/orange/purple/red), which is usually taken morning and night, as prescribed by the doctor/nurse. This medication needs to be taken regularly for maximum benefit. CYP should not routinely bring their preventer inhaler to school as it should be taken regularly at home as prescribed by their doctor. Medication should only be administered at school when it would be detrimental to the CYP's health or school attendance not to do so (DfE, 2015).

¹ Occasionally Symbicort (red/white) or Terbutaline (blue/white), these do not require a spacer.

If the CYP is going on a residential trip, they will need to take their preventer inhaler (and other prescribed asthma medication) with them for use at the start and end of the day. It is not helpful during an acute asthma attack.

School staff are not usually required to administer asthma medicines to CYPs unless they are developmentally unable to take their inhalers by themselves or they are severely unwell during an asthma attack or anaphylaxis. Those who have poor inhaler and spacer technique should be observed and supported by a trained member of staff.

Failure to receive their medication promptly could, in extreme circumstances, result in hospitalisation or even death. Staff who have had asthma training and are happy to support CYP as they use their reliever inhaler, can be essential for the well-being and safety of the child. If there are concerns over a CYP's ability to use their inhaler advice will be given to the parents/guardians to arrange a review with their GP and/or discuss this with the community asthma nurse. In addition, a referral can be made to the Children's Health 0-19 Service.

10.2. Spacer technique and care

There is a specific inhaler and spacer technique that should be used to ensure the maximum benefit of using the medication is achieved, all staff have been shown this in the asthma awareness and asthma and allergy management training sessions ([see appendix L](#)).

Spacers need to be replaced yearly and washed half-termly or more regularly with frequent use. Spacers should be kept free from dust and liquids, and replaced if scratches or cloudiness are noted. They should not be stored in plastic bags. The following method should be used to ensure the spacers deliver ensure the full benefit of the spacer is received.

Washing a spacer - <https://youtu.be/NblqBgmfTFE>

10.3. [Emergency Inhalers in Schools](#)

In 2014, government legislation was introduced allowing schools to purchase salbutamol inhalers and spacers that would be owned and managed by the school. They can be used if a CYPs salbutamol inhaler is not available, expired, runout or obtaining it would cause delay (see chapter 17).

10.4. Adrenaline Auto-injectors (AAIs)

Antihistamines can be useful for mild allergic reactions but are ineffective in severe reactions.

First line treatment for a severe allergic reaction is administration of an AAI (AAI) as an injection into the thigh muscle. If there are any signs of a severe reaction the AAI should be administered immediately, and should not be delayed until after inhalers or antihistamines have been given.

- [How to give an EpiPen](#)
- [How to give a Jext Pen](#)

Employing a "wait-and-see" policy will delay effective treatment and may result in serious illness or death. AAI devices (current brands available in the UK are EpiPen®, Emerade®, Jext®²) contain a single fixed dose of adrenaline (size of dose dependent on age), which can be administered by

² Please note: Emerade AAIs have currently been withdrawn from use however we expect them to be available in the future.

nonhealthcare professionals such as family members, teachers and first-aid responders. The use of adrenaline pen as described is safe and can be life-saving.

CYP who are considered at a higher risk of anaphylaxis will have been prescribed AAI by their GP for use in an emergency. The consensus recommendation from multiple bodies has been that an individual should have two AAI available at all times. This is because on occasion an AAI device may be used incorrectly or may misfire, additionally; severe reactions may require more than one dose of adrenaline. CYP may initially improve but then deteriorate later; therefore, it is essential to call 999 for an ambulance whenever a severe allergic reaction occurs, even if the CYP has apparently completely recovered.

[The MHRA recommends that those prescribed AAI should have TWO devices available at all times.](#)

Ideally, CYPs – particularly those in secondary schools – should be encouraged to be independent and keep their own prescribed AAI with them at all times (school, family/guardian and CYP must all be in agreement). This is also achievable with many primary school-aged children, although for the youngest children, AAI should either be kept in the classroom, or in a safe and suitably central and accessible location nearby. AAI should not be located more than five minutes away from where they may be needed.

Schools may find it easier to request AAI are kept on school premises during term time, as CYPs/families can forget to send the AAI(s) into school. However, CYP at risk of anaphylaxis should always have access to AAI(s), so parents/guardians need to ensure AAI(s) are available on the journey to/from school.

Healthcare professionals may therefore need to prescribe more than two AAI to school-aged CYP: one or two AAI to be kept near/with the CYP at all times, and a further device held centrally on the school premises, where this is requested by the school.

Depending on understanding and competence, older children and young people may be permitted to carry their own AAI(s) on their person while in school (DfE, 2015). This arrangement must be with complete agreement of the school, the parent/guardian, and the individual CYP.

CYPs who do not carry their own AAI will therefore have two options dependent on school arrangements, either:

- **AAI devices kept in a central location in a container marked clearly with the CYP's name (but NOT locked in a cupboard or an office where access is restricted), or.**
- **In an emergency, a CYP whose parent has given consent may be treated with devices from the school's emergency supply of AAI if such have been made available.**

10.5. [Emergency Adrenaline Auto-injectors in Schools](#)

In 2017, government legislation was introduced allowing schools to purchase AAI that would be owned and managed by the school. The idea was to increase the provision of AAI in the school

environment and that these devices could be used on any CYP suffering a severe allergic reaction (see chapter 17).

11. Individual Health Care Plans (IHCPs)

11.1 Personal Asthma Action Plans (PAAPs)

Research completed by Asthma UK shows that someone with asthma is four times less likely to be admitted to hospital due to their asthma if they use their PAAP. Therefore, all CYP with asthma should have a PAAP which should be completed and reviewed by a healthcare professional (GP, Practice Nurse, Asthma Clinic, A&E staff or hospital doctor). This should be reviewed at asthma related appointments, when there are changes in a CYPs condition or treatment and annually as a minimum.

PAAPs support to ensure that CYPs asthma is managed effectively within school and to prevent hospital admissions. Whilst we maintain that all CYP should have a PAAP there are instances where they are not always completed in some healthcare settings or there is a delay in obtaining the PAAP or delay in bringing it into school.

As we are a whole school asthma school, our CYP have access to a school based asthma action plan. If a CYP has a PAAP in school this should be used in the first instance but where this is not available the school asthma action plan can be utilised.

11.2. Allergy Action Plans

Allergy action plans are designed to facilitate first aid treatment of an allergic reaction by people *without* medical training. They provide medical and parental consent for schools to administer medicines in the event of an allergic reaction (including emergency AAI's if held at the school). They need to be completed by a healthcare professional and will be typed (not hand written) ([see appendix M, N and O](#)).

CYPs who have been assessed to have a low risk of having a severe allergic reaction (and so do not have adrenaline prescribed to them) will have a "*mild/moderate*" allergy management plan given to them and the school. The *mild/moderate* plans still mention when to give adrenaline (i.e. if there is a severe allergic reaction) as there is no 100% guarantee that an allergic person will never have a severe reaction. Therefore, guidance is placed on all allergy management plans in this country and abroad so that anyone attending a child who is having an allergic reaction can make an assessment of the severity of that reaction and act accordingly.

Not all children are prescribed an AAI, therefore if the person attending the child believes a severe allergic reaction is occurring then they must call 999 (for the UK) so that treatment can be administered as soon as possible. If there are emergency AAI's at school then these should be used (if parents have signed the consent on the allergy management plan) and this is why even the *mild/moderate* allergy management plans say to give an adrenaline device if there is one available.

12. School environment and triggers

The school does all that it can to ensure that the school environment is favourable to CYPs with asthma and allergies.

The school has a definitive no-smoking policy.

CYP's asthma and allergy triggers will be recorded as part of their asthma and allergy action plans. The school will ensure that CYP's will not come into contact with their triggers, where possible.

We are aware that triggers for asthma can include:

- Colds and infection
- Dust and house dust mite
- Pollen, spores and moulds
- Feathers
- Furry animals
- Exercise, laughing
- Stress
- Cold air, change in the weather
- Chemicals, glue, paint, aerosols, perfume
- Food allergies
- Fumes, pollution and cigarette smoke

We are aware that common allergens that can trigger anaphylaxis are:

- Foods (e.g. nuts, milk/dairy foods, egg, wheat, fish/seafood, sesame, soya)
- Insect stings (e.g. bee, wasp)
- Medications (e.g. antibiotics, pain relief such as ibuprofen)
- Latex (e.g. rubber gloves, balloons, swimming caps)

13. Emergency evacuations (i.e. fire alarms)

When we are required to evacuate the school premises, an emergency asthma and anaphylaxis kit is brought to each of the meeting points so they are available should any CYP with asthma and/or allergies require them.

14. Exercise and activity

Taking part in sports, games and activities is an essential part of school life for all CYPs. This includes CYPs with asthma and allergies.

- ✓ All staff will know which CYP in their classes have asthma. This is particularly important for PE teachers.
- ✓ CYPs with asthma are encouraged to participate fully in all activities.
- ✓ PE staff will remind CYP whose asthma is triggered by exercise to take their reliever (usually Salbutamol, blue inhaler) via spacer if beneficial before the lesson, and to thoroughly warm up and down before and after the lesson.

- ✓ It is agreed with PE staff that CYP who are mature enough will carry their inhaler and spacer with them and those that are too young will have their inhaler and spacer labelled and kept in a box at the site of the lesson.
- ✓ If a CYP needs to use their inhaler during a lesson they will be encouraged to do so (using a spacer). The use of the inhaler will be documented.

If a CYP regularly has excess shortness of breath, chest tightness or cough with exercise, this will be communicated to the school asthma lead and referred to the Children's Health 0-19 Service. These are signs of poor asthma control and need review by a medical professional.

15. School trips

Schools should conduct a risk-assessment for any CYP at risk of anaphylaxis and/or asthma/wheeze taking part in a school trip off school premises, in much the same way as they already do so with regards to safeguarding etc. CYPs at risk of anaphylaxis and/or asthma/wheeze should have their AAI/reliever inhaler and spacer with them, and there should be staff trained to administer AAI in an emergency. Schools may wish to consider whether it may be appropriate, under some circumstances, to take spare AAI(s)/reliever inhalers obtained for emergency use on some trips.

If it is a residential trip, arrangement for CYP care with asthma and allergies, must be made in advance, providing the parent/guardians and any health professionals with adequate time to organise an IHCP that includes instruction of medication and interventions that is not normally provided during the school day.

CYP with asthma must wash their mouth out after taking their preventer inhalers to minimise the unwanted side-effects.

16. Impact on education

The school are aware that the aim of asthma and allergy medication is to allow CYP to live a normal life.

Asthma and/or allergies can impact on the life of a CYP by making them:

- unable to take part in normal activities (for example PE)
- tired during the day
- fall behind in lessons
- have significant school absence

If we recognise that a CYP's education is affected by their condition, we will:

- Discuss this with the parents/guardians
- With consent, inform the school nurse and/or their GP/asthma nurse

17. "Spare" Emergency Salbutamol Inhalers, Spacers and Adrenaline AutoInjectors (AAI) in school

As a school we are aware of the Department of Health guidance on [the use of emergency salbutamol inhalers in schools](#) and [the use of adrenaline auto-injectors in schools](#) from the Department of Health. We are aware as a school that we are able to purchase salbutamol inhalers, spacers and

adrenaline auto-injectors from community pharmacists without a prescription or online from reputable stockists ([see appendix P and Q](#)).

- ✓ Any emergency inhaler and AAI held by a school should be considered a back-up device and is not a replacement for a CYP's own medication as prescribed by their GP.
- ✓ The parents/guardian will always be informed if their CYP has used the emergency inhaler at school.
- ✓ Emergency services will be called immediately and parents/carers will be informed as soon as possible by phone if their CYP has received the emergency AAI.
- ✓ All staff are aware that we have access to spare inhalers, spacers and AAIs and where the emergency kits are stored. Posters are displayed in schools that list the locations these are stored ([see appendix R](#)).

17.1. Each emergency kit contains:

- ✓ A salbutamol metered dose inhaler (MDI)
- ✓ At least two spacers compatible with this inhaler
- ✓ Two adrenaline auto-injectors at each available strength
- ✓ Instructions on using the inhaler with spacer
- ✓ Instructions on using the adrenaline auto-injector are on the side of the device and on the allergy management plan
- ✓ Instructions on cleaning and storing the inhaler
- ✓ Manufacturers' information for inhalers and adrenaline auto-injectors
- ✓ A checklist of inhalers and adrenaline auto-injectors, identified by their batch number and expiry date, with monthly checks recorded;
- ✓ A note of the arrangements for replacing the inhalers, spacers and adrenaline auto-injectors;
 - ✓ The name of the CYP permitted to use the emergency kit
- ✓ A record of any medication administration

17.2. Who can use the emergency kits?

The school will ensure that the emergency salbutamol inhaler will only be used by CYP who:

- ✓ Have asthma or who have been prescribed a Salbutamol inhaler AND
- ✓ For whom written parental consent has been given for use of the emergency kit.

We will ensure that the pupil's allergy management plan is followed and emergency adrenaline auto-injector will only be used if indicated.

- ✓ All allergy management plans **MUST** be signed by the parent/carer/guardian and held by the school as this represents signed consent to use the treatment if needed
- ✓ A "spare" adrenaline auto-injector will normally only be used on a CYP without the consent of parent/carer/guardian if emergency medical services (e.g. 999) or other suitably qualified person advises this.
- ✓ **Where doubt exists then the AAI should be used as unnecessary delays have been associated with death.**

17.3. Maintaining the emergency kit

- ✓ Check monthly that the inhalers, spacers and AAI's are present and in working order, and that the inhaler has sufficient doses available and has greater than 3 months until expiry;
- ✓ Obtain replacement inhalers and AAI's if the expiry date is within 3 months
- ✓ The inhaler can be reused, so long as it hasn't come into contact with any bodily fluids. Following use, the inhaler canister will be removed, and the plastic inhaler housing and cap will be washed in warm running water and left to dry in air in a clean safe place. The canister will be returned to the housing when dry and the cap replaced. Return to emergency kit after cleaning and drying.
- ✓ The spacer cannot be reused. Replace spacers following use.
- ✓ Empty inhaler canisters will be [returned to the pharmacy](#) to be recycled.
- ✓ Before using a salbutamol inhaler for the first time, or if it has not been used for 2 weeks or more, shake and release 2 puffs of medicine into the air
- ✓ The AAI devices should be stored at room temperature (in line with manufacturer guidance), protected from direct sunlight and extremes of temperature.
- ✓ Once an AAI has been used it cannot be reused and must be disposed of according to manufacturer's guidance as it contains a needle
- ✓ Used AAI's can be given to ambulance paramedics on arrival or disposed of in a sharps bin (available from pharmacies or online) for collection by the local council

We have an emergency kit audit that is completed half termly by our asthma lead and any concerns are immediately addressed ([see appendix S](#)).

18. Asthma and allergy lead(s) responsibilities

This school has asthma and allergy leads who are named above. It is the responsibility of these leads to:

- ✓ Update the asthma and allergy register,
- ✓ Update the asthma and allergy policy,
- ✓ Ensure measures are in place so that children have immediate access to their inhalers and AAI's.
- ✓ Maintain the emergency kits (see chapter above)
- ✓ Ensure the school's asthma action plan is displayed in all common areas (classrooms, staff room, school hall, reception areas etc.)
- ✓ Ensure there is an adequate number of staff trained in the management of asthma and allergies and asthma awareness

19. All Staff Training

It would be reasonable for ALL staff to:

Know how to recognise:

- ✓ poorly controlled asthma
- ✓ an acute asthma attack
- ✓ an acute severe allergic reaction (anaphylaxis)

- ✓ Be aware of the asthma and allergy policy
- ✓ Know how to check if a pupil is on the asthma and allergy register
- ✓ Know how to access the pupil's own medications and the emergency kit
- ✓ Know which designated members of staff are trained to administer the medications and how to access their help.

NOTE – instructions on how to use an AAI are present on the device itself and on the allergy action plan

The following training can be obtained by contacting Children's Health 0-19 Service:

schoolhealth@newham.gov.uk

- ✓ Annual Asthma and Allergy Management training for key staff in school i.e. asthma lead, first aiders, medical office staff etc.
- ✓ Annual Asthma Awareness for ideally 100% of the school workforce but a minimum of 85%

20. Local Contact details

- **Children's Health 0-19 Service and Head Start (Health Visiting, School Health Service, Family Nurse Partnership and Head Start)**

Email: Schoolhealth@newham.gov.uk

Telephone: 0203 373 9983 or 07970 813 937

Online referral form: www.newham.gov.uk/schoolhealthreferral

- **Asthma Nurse Specialist (Newham), East London NHS Foundation Trust**

Telephone: 02037387063

- **Newham Stop Smoking Service (Free)**

Call: 020 7882 8230 / 0800 169 1943

Email: clinicbookings@qmul.ac.uk

21. Appendices

Appendix A: School Asthma Action Plans

Nursery Asthma Action Plan

For children with diagnosed asthma/wheeze

Do I have signs of

- Wheezing • Shortness of breath
 - Coughing • Or saying that my chest hurts (I may express this by saying my tummy hurts)
- Stay with me and call for help if necessary. Give me 1-2 puffs of my *rescue (blue) inhaler with my spacer following the guidance in the green box.



- Keep calm and reassure me
- Sit me up and slightly forward
- Shake my rescue (blue) inhaler before use, remove the cap and then place in my spacer
- I need to place the mask over my nose and mouth and apply gentle pressure to create a seal. I need to spray one puff and then take 10 breaths
- I will repeat the above steps for each puff of the rescue (blue) inhaler
- I may need help with these steps
- If I feel better but this has happened 3 or more times in the space of a week (including at home), refer me to my Health Visitor



If my rescue (blue) inhaler has had little or no effect

- I have difficulty walking
- I am unable to talk or complete sentences, I may go very quiet
- I am coughing and wheezing a lot more
- I am breathing hard and fast
- My nostrils may be flaring

Give me up to 10 puffs of the rescue (blue) inhaler with my spacer using the guidance in the green box. You do not have to give the full 10 puffs before you call 999 if you are worried.

THINK ANAPHYLAXIS, DO I HAVE AN ADRENALINE PEN? IF YES, REFER TO THE GUIDANCE IN YELLOW ALLERGIES BOX BELOW

999

Call 999 for an ambulance if

- There is little or no improvement
- You are worried or unsure
- If I am exhausted
- If I am going blue
- If I have collapsed

Nursery postcode

Call my parent/carer. Continue to give me 10 puffs of my rescue (blue) inhaler every 15 minutes until medical help arrives or my symptoms improve.

If I'm feeling better (my symptoms have resolved) inform my parent/carer, advise them that I need to see my GP and I need my nursery to make a referral to the Health Visitor.

ALLERGIES

- Do I have an adrenaline pen?
- If I'm not getting any better I could be having an anaphylactic reaction causing inflammation in my lungs
- IF IN DOUBT FOLLOW MY ALLERGY MANAGEMENT PLAN AND *INJECT
- Call an ambulance and state you suspect I am having an ANAPHYLACTIC REACTION



*If my own inhaler/spacer or adrenaline pen is not available or expired, use the Nursery's emergency inhaler/spacer and adrenaline pen.

Primary School Asthma Action Plan

For children with diagnosed asthma

Do I have signs of

- Wheezing • Shortness of breath
- Coughing • Or saying that my chest hurts (I may express this by saying my tummy hurts)

Stay with me and call for help if necessary. Give me 2-5 puffs of my 'rescue (blue) inhaler with my spacer following the guidance in the green box



- Keep calm and reassure me
- Sit me up and slightly forward
- Shake my rescue (blue) inhaler before use, remove the cap and then place in my spacer
- I need to place the mouth piece of the spacer between my teeth and lips to make a seal. I need to spray one puff and then take 10 breaths
- I will repeat the above steps for each puff of the rescue (blue) inhaler
- I may need help with these steps
- If I feel better but this has happened 3 or more times in the space of a week (including at home), refer me to my School Health Team



If my rescue (blue) inhaler has had little or no effect

- I have difficulty walking
- I am unable to talk or complete sentences, I may go very quiet
- I am coughing and wheezing a lot more
- I am breathing hard and fast
- My nostrils may be flaring

Give me up to 10 puffs of the rescue (blue) inhaler with my spacer using the guidance in the green box. You do not have to give the full 10 puffs before you call 999 if you are worried.

THINK ANAPHYLAXIS, DO I HAVE AN ADRENALINE PEN? IF YES, REFER TO THE GUIDANCE IN YELLOW ALLERGIES BOX BELOW

999

Call 999 for an ambulance if

- There is little or no improvement
- You are worried or unsure
- If I am exhausted
- If I am going blue
- If I have collapsed

School postcode

Call my parent/carer. Continue to give me 10 puffs of my rescue (blue) inhaler every 15 minutes until medical help arrives or my symptoms improve.

If I'm feeling better (my symptoms have resolved) inform my parent/carer, advise them that I need to see my GP and I need my school to make a referral to the School Health Team



ALLERGIES

- Do I have an adrenaline pen?
- If I'm not getting any better I could be having an anaphylactic reaction causing inflammation in my lungs
- IF IN DOUBT FOLLOW MY ALLERGY MANAGEMENT PLAN AND *INJECT
- Call an ambulance and state you suspect I am having an ANAPHYLACTIC REACTION

*If my own inhaler/spacer or adrenaline pen is not available or expired, use the school's emergency inhaler/spacer and adrenaline pen.

Secondary School Asthma Action Plan

For children with diagnosed asthma

Do I have signs of

- Wheezing • Shortness of breath
- Coughing • Or complaining that my chest hurts

Stay with me and call for help if necessary. Give me 5-10 puffs of my *rescue (blue) inhaler with my spacer following the guidance in the green box



- Keep calm and reassure me
- Sit me up and slightly forward
- Shake my rescue (blue) inhaler before use, remove the cap and then place in my spacer
- I need to place the mouth piece of the spacer between my teeth and lips to make a seal. I need to spray one puff and then take 10 breaths.
- I will repeat the above steps for each puff of the rescue (blue) inhaler
- I may need help with these steps
- If I feel better but this has happened 3 or more times in the space of a week (including at home), refer me to my School Health Team



If my rescue (blue) inhaler has had little or no effect

- I have difficulty walking
- I am unable to talk or complete sentences, I may go very quiet
- I am coughing and wheezing a lot more
- I am breathing hard and fast
- My nostrils may be flaring

Give me up to 10 puffs of the rescue (blue) inhaler with my spacer using the guidance in the green box. You do not have to give the full 10 puffs before you call 999 if you are worried.

THINK ANAPHYLAXIS, DO I HAVE AN ADRENALINE PEN? IF YES, REFER TO THE GUIDANCE IN YELLOW ALLERGIES BOX BELOW

999

Call 999 for an ambulance if

- There is little or no improvement
- You are worried or unsure
- If I am exhausted
- If I am going blue
- If I have collapsed

School postcode

Call my parent/carer. Continue to give me 10 puffs of my rescue (blue) inhaler every 15 minutes until medical help arrives or my symptoms improve.

If I'm feeling better (my symptoms have resolved) inform my parent/carer, advise them that I need to see my GP and I need my school to make a referral to the School Health Team



ALLERGIES

- Do I have an adrenaline pen?
- If I'm not getting any better I could be having an anaphylactic reaction causing inflammation in my lungs
- IF IN DOUBT FOLLOW MY ALLERGY MANAGEMENT PLAN AND *INJECT
- Call an ambulance and state you suspect I am having an ANAPHYLACTIC REACTION

*If my own inhaler/spacer or adrenaline pen is not available or expired, use the school's emergency inhaler/spacer and adrenaline pen.

Appendix B: Record of Administration Example

[illegible]

--	--	--	--	--	--	--

Appendix C: Children's Health 0-19 Service Asthma Review Consultation Checklist

Children's Health 0-19 Service

Asthma review consultation checklist

Please do not leave any fields blank




Name:		DOB:	
NHS:		Nursery/school:	

Why has this child/young person been referred to you?	
They are using their rescue inhaler 3 or more times in the space of a week (home and school combined)	
They have been absent from school due to asthma symptoms	
They are unable to take part in PE due to asthma symptoms	
You have received an A&E notification that they have been to A&E due to asthma	
Discuss the reason they were referred to you and gather more information for your assessment	

<p>Does this nursery/school have the 'Whole School Asthma Approach' in place?</p> <p>If no</p> <ul style="list-style-type: none"> Please discuss the whole school asthma approach with the nursery/school and refer the nursery/school to schoolhealth@newham.gov.uk for further information <p>If yes</p> <ul style="list-style-type: none"> There will be a nursery/school asthma action plan in place and the workforce will have had asthma awareness training. 	
Is this child/young person known to the ELFT children's asthma clinic?	
Have you asked when they were last seen in the asthma clinic?	
Have you asked when they were last seen by their GP for an asthma review?	

Asthma Control Test

<p>Has the child/young person and family completed an Asthma Control Test (ACT)?</p> <p>https://www.asthmacontroltest.com/en-gb/welcome/ once the test is complete you can download a PDF copy and upload to RIO and record their score.</p> <p>Save your test results</p> <p></p>	
--	--

General information and triggers	
Does the child/young person and their family know what asthma is?	
Does the child/young person and family know their triggers and how to avoid them (exercise, animals, cold, weather change, foods, dust, tobacco smoke, pollen, pollution, anxiety/excitement etc....)?	
Have you advised the child/young person and their family that they should have an annual asthma review as a minimum and at the asthma review they should receive a personalised asthma action plan which a copy needs to be brought into nursery/school?	

Treatment	
Have you demonstrated correct inhaler and spacer technique?	
Have you observed their inhaler and spacer technique (advise them to demonstrate without taking an unnecessary puffs)?	
Does the child/young person and family know the importance of using the spacer when using their rescue and preventer inhaler?	
Does the child/young person and family know how to wash their spacer and keep it clean?	
Does the child/young person and family know the role of the rescue and preventer medication?	
Does the child/young person and family know the importance of taking the preventer medication regularly?	
Is their inhaler and spacer available during the nursery/school day, complete with prescription label?	
Have you discussed where their inhaler and spacer will be stored during the nursery/school day i.e. on their person, in the medical office etc.?	
Have you discussed access to their inhaler and spacer when travelling to and from nursery/school?	
Do they have allergies? If yes, ensure they have an in date allergy action plan in school and know to administer their auto adrenaline injector (AAI) and call 999, if their asthma symptoms are not resolving and if they are in any doubt.	

If you answer 'yes' to any of the following, please refer to the ELFT children's asthma clinic and attach a copy of this checklist and the ACT score PDF to the referral.	
They have an ACT score between 0-19 and any of the following:	
They are using their rescue inhaler 3 or more times in the space of a week excluding when exercising	
They have missed a lot of school due to asthma/wheeze symptoms	
They report that they are using more than 10 Salbutamol inhalers in the last 12 months (check HIE for repeat prescriptions)	
And/or	
They have had more than one hospital admission or A&E visit due to asthma in the last 12 months and they did not have a review by their GP or the asthma clinic following that admission/visit	

If you answer 'yes' to any of the following, please refer to their GP and attach a copy of this checklist and the ACT score PDF to the referral.	
They do not have a rescue inhaler in school and/or home	
They do not have the correct spacer in school and/or home	
They haven't been seen by the GP for an asthma review for over a 12 months (if they are not known to the asthma clinic)	
They have had more than one hospital admission or A&E visit due to asthma in the last 12 months and they did not have a review by their GP or the asthma clinic following that admission/visit (refer to GP if not known to asthma clinic)	
They are not regularly using their preventer inhaler	
They report that they are using more than 10 Salbutamol inhalers in the last 12 months (check HIE for repeat prescriptions)	
They would benefit from an easibreathe salbutamol inhaler for use pre-sports (this is in addition to the MDI and spacer for emergency/exacerbation use).	
They have had more than one course of prednisolone in the last 12 months	

Parent/carer's Name:	
Signature:	
Date:	

Office only

Information sharing with consent – document name(s)/role of professionals on RIO					
Nursery/school		GP		Specialist	

Professionals training	
School's training requirements discussed?	

Documentation	
Have you documented your consultation on to RIO and uploaded any documents?	
Have you added a medical alert to RIO?	
Have you added the child/young person's details on to the IHCP database?	
Have you changed the child/young person's referral in RIO to a UP caseload? (or UPP if clinically indicated)	
Do you need to review this child/young person again, if so have you added the child/young person to the RIO waiting list?	

Completed by:	
Role:	
Date:	
Upload a copy of this checklist to the child/young person's RIO records	

This checklist is a guide and does not replace your clinical judgement, the list of assessment questions and referral reasons are not exhaustive.

Appendix D: Children's Health 0-19 Service Allergy IHCP Consultation Checklist

Children's Health 0-19 Service
Allergy Action Plan (IHCP) consultation checklist
Please do not leave any fields blank



Name:		DOB:	
NHS:		Nursery/school:	

Teaching	
Does the child/young person and family know what they are allergic to and how to avoid it/them?	
Do the child/young person and the family know which signs/symptoms mean that the child/young person needs an antihistamine?	
Do the child/young person and family know which signs/symptoms mean that the child/young person needs to use their auto adrenaline injector (AAI)?	

Have you demonstrated the administration of the AAI?	
Have you observed their administration of the AAI?	
Have you explained that if in doubt they should inject the AAI and call 999?	
Have you discussed where their AAI will be stored during the nursery/school day i.e. on their person, in the medical office etc.?	
Have you discussed allergy avoidance and school lunches/snacks/food technology/parties at school etc.? <ul style="list-style-type: none"> • Access to school menus and lists of allergens? • Schools meals labelled with allergens? • Child or young person has packed lunches? 	
Have you discussed access to their AAI when travelling to and from nursery/school?	
Does this nursery/school have 'spare' AAIs and 'spare' inhalers? If yes: Explain what the 'spare' AAI and inhalers means for children/young people with allergies. 'Spare' AAI and inhalers, may also be referred to as emergency allergy or asthma kits or emergency inhalers.	

IHCP	
Have you used the correct allergy action plan (IHCP) template? Consider the following: <ul style="list-style-type: none"> • Did you use the templates available on SharePoint? • Is it for the correct AAI type (Jext, EpiPen)? • Is it the template for an individual assessed as not needing an AAI? 	
Do they have asthma? If yes:	
<ul style="list-style-type: none"> • Ensure the 'additional instruction' section is completed and refers to the child/YP's personal asthma action plan or nursery/school asthma action plan • Ensure they are on the nursery/school's asthma register 	
Has the parent/carers signed the allergy action plan including providing consent to use the 'spare' AAI?	
Are they still awaiting allergy test results? If so, agree timeframe in which to contact parent/carers to get results and update IHCP, add to RIO waiting list to provide a reminder.	

Take child/young person's weight and record on their RIO records	
If you answer NO to any of the below please send a referral to the GP	
Do they have the correct dose of antihistamine in nursery/school?	

Is the antihistamine prescribed correctly for use in nursery/school?	
Do they have two AAIs available in nursery/school that are the correct dose for their weight/age? (if the nursery/school has a 'spare' AAI this can be considered the child's second AAI)	
Do they have an AAI at home that is the correct dose for their weight/age?	
Have they been seen in the Allergy Clinic in the last three years?	
Also refer to the GP if they have an Emerade AAI as these have been recalled until further notice: https://www.gov.uk/drug-device-alerts/class-2-medicines-recall-emerade-150-300-and-500-microgram-solution-for-injection-in-pre-filled-syringe-mdr-57-08-19	

Parent/carer's Name:	
Signature:	
Date:	

Office only

IHCP shared with – document name(s)/role of professionals on RIO							
Parent/carer		Nursery/school		GP		Specialist	

Professionals training	
School/Nursery's training requirements discussed?	

Documentation	
Have you documented your consultation on to RIO and uploaded a copy of the signed IHCP?	
Have you added a medical alert to RIO?	
Have you uploaded a copy of the allergy action plan to RIO?	
Have you added the child/young person's details on to the IHCP database?	
Have you changed the child/young person's referral in RIO to a UP caseload? (or UPP if clinically indicated)	

If awaiting further information from parent/carer, have you added child/young person to the RIO waiting list?	
---	--

Completed by:	
Role:	
Date:	
Upload a copy of this checklist to the child/young person's RIO records	

This checklist is a guide and does not replace your clinical judgement, the list of assessment questions and referral reasons are not exhaustive.

Appendix E: Recognising signs of an allergic reaction and anaphylaxis poster

The signs of an allergic reaction are:

Mild-moderate allergic reaction:

- Swollen lips, face or eyes
- Itchy/tingling mouth
- Hives or itchy skin rash
- Abdominal pain or vomiting
- Sudden change in behaviour

ACTION:




- Stay with the child, call for help if necessary
- Locate adrenaline autoinjector(s)
- Give antihistamine according to the child's allergy treatment plan
- Phone parent/emergency contact



Watch for signs of ANAPHYLAXIS
(life-threatening allergic reaction):

AIRWAY:	Persistent cough Hoarse voice Difficulty swallowing, swollen tongue
BREATHING:	Difficult or noisy breathing Wheeze or persistent cough
CONSCIOUSNESS:	Persistent dizziness Becoming pale or floppy Suddenly sleepy, collapse, unconscious

IF ANY ONE (or more) of these signs are present:

1. Lie child flat with legs raised:
(if breathing is difficult, allow child to sit)   
2. Use Adrenaline autoinjector* **without delay**
3. Dial 999 to request ambulance and say ANAPHYLAXIS

***** IF IN DOUBT, GIVE ADRENALINE *****

After giving Adrenaline:

1. Stay with child until ambulance arrives, do **NOT** stand child up
2. Commence CPR if there are no signs of life
3. Phone parent/emergency contact
4. If no improvement **after 5 minutes**, give a further dose of adrenaline using another autoinjector device, if available.

Anaphylaxis may occur without initial mild signs: **ALWAYS** use adrenaline autoinjector **FIRST** in someone with known food allergy who has **SUDDEN BREATHING DIFFICULTY** (persistent cough, hoarse voice, wheeze) – even if no skin symptoms are present.

Appendix F: Whole School Asthma Checklist

MMMM



Whole School Asthma Approach Eligibility Criteria checklist 2020/2021

	School/ Nursery	CHS 0- 19
Name of school/nursery: <input type="text"/>		
Asthma policy	<input type="checkbox"/>	<input type="checkbox"/>
Asthma register	<input type="checkbox"/>	<input type="checkbox"/>
Emergency asthma kit	<input type="checkbox"/>	<input type="checkbox"/>
Emergency anaphylaxis kit	<input type="checkbox"/>	<input type="checkbox"/>
Consent from parent/carer of all CYP with asthma to use the emergency asthma and anaphylaxis kits	<input type="checkbox"/>	<input type="checkbox"/>
System to identify and refer CYP to the Children's Health 0-19 Service who are:		
Absent from school due to asthma	<input type="checkbox"/>	<input type="checkbox"/>
Unable to take part in PE due to asthma	<input type="checkbox"/>	<input type="checkbox"/>
Using their rescue (blue) inhaler 3 or more times in the space of a week (including at home)	<input type="checkbox"/>	<input type="checkbox"/>
An Asthma Lead	<input type="checkbox"/>	<input type="checkbox"/>
Name and role <input type="text"/>		
Key staff trained in the management of asthma and allergies	<input type="checkbox"/>	<input type="checkbox"/>
A minimum of 85% of the school workforce trained in asthma awareness	<input type="checkbox"/>	<input type="checkbox"/>
Date of training <input type="text"/>		
Size of school workforce <input type="text"/>		
Number of staff trained in asthma awareness <input type="text"/>		
Percentage of school staff trained <input type="text"/>	0%	

I confirm that has met all of the essential criteria to be eligible for the Whole School Asthma Approach.

agrees to notify the Children's Health 0-19 Service (CHS 0-19) immediately if for any reason the above criteria is no longer met and include an action plan of how intends to once again meet the essential criteria.

is aware that this will be reviewed annually.

Signed:

Name:



Appendix G: Whole school asthma letter to parent/guardian and consent to use emergency kits

Dear Parent/Guardians of children with asthma and/or allergies,

RE: Asthma and allergy friendly schools and whole school asthma approach

Our school welcomes all children and young people with asthma and allergies and we aim to support them to participate fully in school life.

We will do this by being an asthma and allergy friendly school and take the whole school asthma approach, this means we have:

- ✓ An asthma policy including the use of emergency inhalers and Adrenaline Auto-Injectors
- ✓ A register of all children with asthma and allergies and includes all those who have been prescribed a Salbutamol inhaler, antihistamine or Adrenaline Auto-Injectors
- ✓ An asthma emergency kit that includes salbutamol inhalers and spacers
- ✓ An anaphylaxis emergency kit that includes Adrenaline Auto-Injectors
- ✓ A system to refer children to the Children's Health 0-19 Service, with your consent, who are:
 - Absent from school due to asthma
 - Unable to fully take part in PE (and activity) due to asthma
 - And those who have used their salbutamol inhaler three or more times in the space of a week (including at home)
- ✓ An asthma lead in school who is responsible for the adherence to the asthma and allergy friendly standards
- ✓ Annual Asthma and Allergy Management training for key staff in school i.e. asthma lead, first aiders, medical office staff etc.
- ✓ Annual Asthma Awareness training for a minimum of 85% of our workforce

We review the above annually as a minimum in collaboration with the Children's Health 0-19 Service.

All children and young people with asthma require a personal asthma action plan (PAAP) that can be obtained from your GP (or asthma clinic if your child is under their care) and should be reviewed annually as a minimum. We advise you to contact your GP if your child does not yet have a PAAP or it has been more than a year since their asthma was last reviewed and to bring a copy of the PAAP into school.

As we take the whole school asthma approach, your child will have access to the school's asthma action plan that is displayed throughout our school. This school asthma action plan has been designed by the Children's Health 0-19 Service, London Borough of Newham and Children's Asthma Clinic, East London Foundation Trust and provides schools with asthma guidance to support your child.

This school asthma action plan will be used in the absence of your child's PAAP i.e. a copy of your child's PAAP has not yet been brought into school.

In order to keep our records up to date please complete the form overleaf and return to your child's class teacher.

Yours faithfully,

Child's name	
Child's date of birth	
Class/form	
Date	

Asthma/Wheeze:

Tick all those that apply

- ☐ My child has been diagnosed with a viral wheeze or asthma
- ☐ My child has been prescribed a reliever inhaler (usually a Salbutamol, blue inhaler)
- ☐ My child has an in-date Salbutamol inhaler and spacer, clearly labelled with their name, in school

I give consent for my child to receive Salbutamol from the school's emergency kit should my child show symptoms of asthma/wheeze and their own inhaler is not available or is not usable.	<input type="checkbox"/>
I give consent for my child's school to refer my child to the Children's Health 0-19 Service should the following occur: <ul style="list-style-type: none"> o My child is absent from school due to asthma o My child is unable to fully take part in PE (and activity) due to asthma o My child has used their salbutamol inhaler three or more times in the space of a week (including at home) 	<input type="checkbox"/>
Signed:	
Print name:	
Relationship to child:	

Severe allergies

Tick all those that apply

- ☐ My child has been diagnosed with severe allergies and has an allergy action plan in school
- ☐ My child has been prescribed an adrenaline auto-injector (EpiPen / Jext Pen)
- ☐ My child has an in-date an adrenaline auto-injector (EpiPen / Jext Pen) in school, it is the correct dose for their weight and is labelled with their name

Mild to moderate allergies

- ☐ My child has been diagnosed with mild to moderate allergies, they have an allergy action plan in school and has their prescribed antihistamine in school

I give consent for my child to receive the school's emergency adrenaline auto-injector from the emergency kit should my child show symptoms of a severe allergic reaction and their own adrenaline auto-injector is not available or is not usable. I am aware that this is also recorded on their allergy action plan.	
Signed:	
Print name:	
Relationship to child:	

Relationship to child:

[illegible]

Appendix I: Monkey Wellbeing Personal Asthma Action Plan (5 years and under)

<https://www.monkeywellbeing.com/wp-content/uploads/2020/03/MonkeyMyAsthmaPlanColourv2-1.pdf>

What is the difference between Asthma and VIRAL-INDUCED WHEEZE?
VIRAL-INDUCED WHEEZE (VIW): If you only wheeze with a virus or cold but are well in between.
Asthma: When you wheeze with triggers like dust, pollen, furry animals, and exercise as well as with a virus or cold.

What is the treatment?
 Most children will only get one or two episodes of VIW. Usually VIW treatment will be with SALBUTAMOL (blue) inhaler and spacer; please see your wheeze plan.
 Asthma treatment is usually with a brown preventer inhaler, which needs to be taken daily, and a blue reliever inhaler to be taken when unwell; please see your wheeze plan.
 For some children who get repeated episodes of VIW, they may benefit from a drug called MONTELUKAST. This works by decreasing the inflammation in the airways. It needs to be given at the very beginning of the cold symptoms, once a day for 7 days. In more severe VIW, it may be given daily.

Is my asthma well controlled?
 We recommend you complete the Asthma Control Test (ACT), which can be found on the Asthma UK website or on www.monkeywellbeing.com

Where can I go for more information? ☐ www.asthma.org.uk

Tick which triggers affect your asthma:

<input type="checkbox"/> Fur and Feathers	<input type="checkbox"/> Dust
<input type="checkbox"/> Coughs and Colds	<input type="checkbox"/> Pollen, Grass, and Trees
<input type="checkbox"/> Cigarettes	<input type="checkbox"/> Feelings
<input type="checkbox"/> Cold Weather	<input type="checkbox"/> Moulds and Spores
<input type="checkbox"/> Exercise	<input type="checkbox"/> Air Pollution

What to do next?
 If you have attended the EMERGENCY DEPARTMENT (ED) following an episode of ASTHMA or VIRAL-INDUCED WHEEZE you should make an appointment to see your General Practitioner (GP) within 2 working days for a review (National Institute for Health and Care Excellence (NICE) quality standard for asthma 2013).

What is a preventer inhaler?
 I'm usually brown. Take me EVERY DAY with your super spacer as your asthma nurse prescribed EVEN WHEN YOU FEEL WELL.

What is a reliever inhaler?
 I'm usually blue. Only take me with your super spacer as it says on your plan. If you often need me more than 3 times a week, then book an ASTHMA REVIEW.

My asthma nurse:

What is a spacer?
 Please use us with a spacer. A spacer helps the medicine to travel to your lungs.

My asthma nurse:

What is a spacer?
 I'm a plastic tube that your puffer fits into to help the medicine get to your lungs.

Your Asthma Plan is inside!

www.monkeywellbeing.com

Your feedback is invaluable in helping us to update and continually improve our Monkey Wellbeing literature. Please e-mail feedback@monkeywellbeing.com with any suggestions or comments you have.

ZMON0043v2

Appendix J: Asthma UK Personal Asthma Action Plan (6-11 years)

<https://www.asthma.org.uk/21f2a977/globalassets/health-advice/resources/children/myasthmaplan-trifoldinteractive-2021.pdf>

My Asthma Plan

1 My usual asthma medicines

- I need to take my preventer inhaler every day. It is called _____ and its colour is _____.
- I take _____ puff/s of my preventer inhaler in the morning and _____ puff/s at night. I do this every day even if my asthma's OK.
- Other asthma medicines I take every day: _____
- My reliever inhaler helps when I have symptoms. It is called _____ and its colour is _____.
- I take _____ puff/s of my reliever inhaler when I wheeze or cough, my chest hurts or it's hard to breathe.
- My best peak flow is _____.

If I need my blue Inhaler when I do sports or activity, I need to see my doctor or asthma nurse.

2 My asthma is getting worse if...

- I wheeze or cough, my chest hurts or it's hard to breathe **or**
- I need my reliever inhaler (usually blue) three or more times a week **or**
- My peak flow is less than _____ **or**
- I'm waking up at night because of my asthma (this is an important sign and I will book a next day appointment)

If my asthma gets worse, I will:

- Take my preventer medicines as normal
- And also take _____ puff/s of my blue reliever inhaler every four hours
- See my doctor or nurse within 24 hours if I don't feel better

URGENT! If your blue reliever inhaler isn't lasting four hours you need to take emergency action now (see section 3)

Remember to use my spacer with my inhaler if I have one.

Other things to do if my asthma is getting worse

3 I'm having an asthma attack if...

- My reliever inhaler isn't helping or I need it more than every four hours **or**
- I can't talk, walk or eat easily **or**
- I'm finding it hard to breathe **or**
- I'm coughing or wheezing a lot or my chest is tight/hurts **or**
- My peak flow is less than _____

If I have an asthma attack, I will:

- Call for help**
- Sit up** — don't lie down. Try to be calm.
- Take one puff of my reliever inhaler (with my spacer if I have it) **every 30 to 60 seconds** up to a total of 10 puffs.
- If I don't have my blue Inhaler, or it's not helping, I need to call 999 straightaway.**
- While I wait for an ambulance I can use my blue reliever again, every 30 to 60 seconds (up to 10 puffs) if I need to.

Even if I start to feel better, I don't want this to happen again, so I need to see my doctor or asthma nurse today.

Appendix K: Asthma UK Personal Asthma Action Plan (12 years +)

<https://www.asthma.org.uk/advice/manage-your-asthma/action-plan/>

! My asthma triggers

Taking my asthma medicine each day will help reduce my reaction to these triggers. Avoiding them where possible will also help.

! People with allergies need to be extra careful as attacks can be more severe.

! My asthma review

I should have at least one routine asthma review every year. I will bring:

- My action plan to see if it needs updating.
- Any inhalers and spacers I have, to check I'm using them correctly and in the best way.
- Any questions about my asthma and how to cope with it.

Next asthma review date: _____

GP/asthma nurse contact

Name: _____

Phone number: _____

Out-of-hours contact number

(ask your GP surgery who to call when they are closed)

Name: _____

Phone number: _____



HA1080216 © 2019 Asthma UK registered charity number in England and Wales 802364 and in Scotland SC039322. Last reviewed and updated 2019; next review 2022.

How to use it

Your written asthma action plan can help you stay on top of your asthma.

To get the most from it, you could...

- 1 **Put it somewhere easy for you and your family to find** – like your fridge door, noticeboard, or bedside table.
- 2 **Keep a photo of it on your mobile phone or tablet** – so you can check it wherever you are. You can also send it to a family member or friend, so they know what to do if your asthma symptoms get worse.
- 3 **Check in with it regularly** – put a note on your calendar, or a monthly reminder on your phone to read it through. Are you remembering to use your day-to-day asthma medicines? Do you know what to do if your symptoms get worse?
- 4 **Take it to every healthcare appointment about your asthma** – including A&E/consultant. Ask your GP or asthma nurse to update it if their advice for you changes.

Get more advice & support from Asthma UK:

! Speak to a specialist asthma nurse about managing your asthma on: **0300 222 5800**

! Message our expert asthma nurses on Whatsapp on: **07378 606728**

! Get news, advice and download information packs at: **www.asthma.org.uk**

! Follow us on Facebook for news and tips about your asthma: **www.facebook.com/asthmauk**

The step-by-step guide that helps you stay on top of your asthma

Your asthma action plan

Fill this in with your GP or nurse



Name and date: _____



Any asthma questions? Call our friendly helpline nurses

0300 222 5800

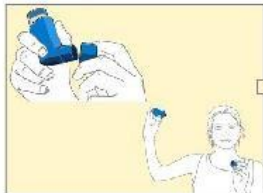
Monday-Friday, 9am-5pm

www.asthma.org.uk

Appendix L: Spacer and inhaler technique, mask and mouthpiece



Spacer and inhaler technique- Mask



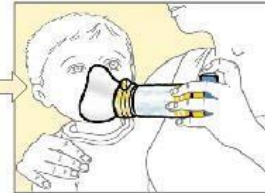
1. Take off caps and shake inhaler



2. Fit into spacer



3. Child can sit or stand (very young child may sit on lap) and get them to look up



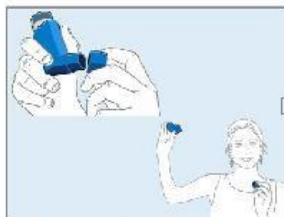
4. Place mask over nose and mouth, apply gentle pressure to create a seal.

Press inhaler once for one puff, child to take 10 breaths
Repeat for each puff

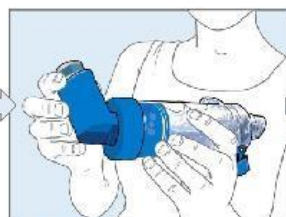
Adapted from UK AC 043 0320 | Date of preparation: March 2020 Open Access Files from Trudell Medical UK Limited, Grove House, Lutylens Close, Chineham Court, RG248AG



Spacer and inhaler technique- Mouthpiece



1. Take off caps and shake inhaler



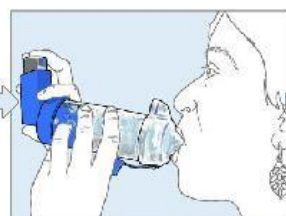
2. Fit into spacer



3. Sit or stand and tilt chin up



4. Breathe out



5. Bite gently on mouthpiece and seal lips around mouthpiece



6. Press inhaler once and take 10 breaths, repeat for each puff

Adapted from UK AC 043 0320 | Date of preparation: March 2020 Open Access Files from Trudell Medical UK Limited, Grove House, Lutylens Close, Chineham Court, RG248AG

Appendix M: Allergy Action Plan with Jext Pen

bsaci ALLERGY ACTION PLAN RCPCH Allergy UK

This child has the following allergies:

Name:

DOB:

Photo

Mild/moderate reaction:

- Swollen lips, face or eyes
- Itchy/tingling mouth
- Hives or itchy skin rash
- Abdominal pain or vomiting
- Sudden change in behaviour

Action to take:

- Stay with the child, call for help if necessary
- Locate adrenaline autoinjector(s)
- Give antihistamine:

..... (if vomited, can repeat dose)
• Phone parent/emergency contact

● Watch for signs of ANAPHYLAXIS (life-threatening allergic reaction)

Anaphylaxis may occur without skin symptoms: ALWAYS consider anaphylaxis in someone with known food allergy who has **SUDDEN BREATHING DIFFICULTY**

- | | | |
|---|--|---|
| A AIRWAY | B BREATHING | C CONSCIOUSNESS |
| <ul style="list-style-type: none"> • Persistent cough • Hoarse voice • Difficulty swallowing • Swollen tongue | <ul style="list-style-type: none"> • Difficult or noisy breathing • Wheeze or persistent cough | <ul style="list-style-type: none"> • Persistent dizziness • Pale or floppy • Suddenly sleepy • Collapse/unconscious |

IF ANY ONE (OR MORE) OF THESE SIGNS ABOVE ARE PRESENT:

- 1 Lie child flat with legs raised (if breathing is difficult, allow child to sit)
- 2 Use Adrenaline autoinjector **without delay** (eg. Jext®) (Dose: mg)
- 3 Dial 999 for ambulance and say ANAPHYLAXIS ("ANA-FIL-AX-IS")

*** IF IN DOUBT, GIVE ADRENALINE ***

AFTER GIVING ADRENALINE:

- 1 Stay with child until ambulance arrives, do **NOT** stand child up
- 2 Commence CPR if there are no signs of life
- 3 Phone parent/emergency contact
- 4 If no improvement **after 5 minutes**, give a further adrenaline dose using a second autoinjectable device, if available

You can dial 999 from any phone, even if there is no credit left on a mobile. Medical observation in hospital is recommended after anaphylaxis

Emergency contact details:

1) Name:



2) Name:



Parental consent: I hereby authorise school staff to administer the medicines listed on this plan, including a 'spare' back-up adrenaline autoinjector (AAI) if available, in accordance with Department of Health Guidance on the use of AAIs in schools

Signed:

Print name:

Date:

For more information about managing anaphylaxis in schools and 'spare' back-up adrenaline autoinjectors, visit: sparepensinschools.uk

© The British Society for Allergy & Clinical Immunology 5/2018

How to give Jext®



1 Form fist around Jext® and PULL OFF YELLOW SAFETY CAP



2 PLACE BLACK END against outer thigh (with or without clothing)



3 PUSH DOWN HARD until a click is heard or felt and hold in place for 10 seconds



4 REMOVE Jext®. Massage injection site for 10 seconds

Additional instructions:

This is a medical document that can only be completed by the child's healthcare professional. It must not be altered without their permission. This document provides medical authorisation for schools to administer a 'spare' back-up adrenaline autoinjector if needed, as permitted by the Human Medicines (Amendment) Regulations 2017. During travel, adrenaline auto-injector devices must be carried in hand luggage or on the person, and NOT in the luggage hold. This action plan and authorisation to travel with emergency medications has been prepared by:

sign & print name:

Hospital/Clinic:



Date:

Appendix N: Allergy Action Plan with EpiPen

bsaci ALLERGY ACTION PLAN

bsaci improving allergy care
through research, training and education RCPCH anaphylaxis AllergyUK

This child has the following allergies:

Name:

DOB:

Photo

Mild/moderate reaction:

- Swollen lips, face or eyes
- Itchy/tingling mouth
- Hives or itchy skin rash
- Abdominal pain or vomiting
- Sudden change in behaviour

Action to take:

- Stay with the child, call for help if necessary
- Locate adrenaline autoinjector(s)
- Give antihistamine:

..... (if vomited, can repeat dose)

- Phone parent/emergency contact

● Watch for signs of ANAPHYLAXIS (life-threatening allergic reaction)

Anaphylaxis may occur without skin symptoms: ALWAYS consider anaphylaxis in someone with known food allergy who has **SUDDEN BREATHING DIFFICULTY**

A AIRWAY

- Persistent cough
- Hoarse voice
- Difficulty swallowing
- Swollen tongue

B BREATHING

- Difficult or noisy breathing
- Wheeze or persistent cough

C CONSCIOUSNESS

- Persistent dizziness
- Pale or floppy
- Suddenly sleepy
- Collapse/unconscious

IF ANY ONE (OR MORE) OF THESE SIGNS ABOVE ARE PRESENT:

- 1 Lie child flat with legs raised (if breathing is difficult, allow child to sit)

- 2 Use Adrenaline autoinjector **without delay** (eg EpiPen®) (Dose: mg)
- 3 Dial 999 for ambulance and say ANAPHYLAXIS (*ANA-FIL-AX-IS*)

*** IF IN DOUBT, GIVE ADRENALINE ***

AFTER GIVING ADRENALINE:

- 1 Stay with child until ambulance arrives, do **NOT** stand child up
- 2 Commence CPR if there are no signs of life
- 3 Phone parent/emergency contact
- 4 If no improvement **after 5 minutes**, give a further adrenaline dose using a second autoinjectable device, if available

You can dial 999 from any phone, even if there is no credit left on a mobile. Medical observation in hospital is recommended after anaphylaxis.

Emergency contact details:

1) Name:



2) Name:



Parental consent: I hereby authorise school staff to administer the medicines listed on this plan, including a 'spare' back-up adrenaline autoinjector (AAI) if available, in accordance with Department of Health Guidance on the use of AAI in schools.

signed:

Print name:

Date:

For more information about managing anaphylaxis in schools and 'spare' back-up adrenaline autoinjectors, visit sparepensinschools.uk

© The British Society for Allergy and Clinical Immunology 5/2016

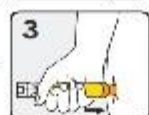
How to give EpiPen®



PULL OFF BLUE SAFETY CAP and grasp EpiPen. Remember: "blue to sky, orange to the thigh"



Hold leg still and PLACE ORANGE END against mid-outer thigh "with or without clothing"



PUSH DOWN HARD until a click is heard or felt and hold in place for **3 seconds**. Remove EpiPen.

Additional instructions:

This is a medical document that can only be completed by the child's healthcare professional. It must not be altered without their permission. This document provides medical authorisation for schools to administer a 'spare' back-up adrenaline autoinjector if needed, as permitted by the Human Medicines (Amendment) Regulations 2017. During travel, adrenaline auto-injector devices must be carried in hand luggage or on the person, and NOT in the luggage hold. This action plan and authorisation to travel with emergency medications has been prepared by:

sign & print name:

Hospital/Clinic:



Date:

Appendix O: Allergy Action Plan without AAI

ALLERGY ACTION PLAN

This child has the following allergies:

Name:

DOB:

Photo

Mild/moderate reaction:

- Swollen lips, face or eyes
- Itchy/tingling mouth
- Hives or itchy skin rash
- Abdominal pain or vomiting
- Sudden change in behaviour

Action to take:

- Stay with the child, call for help if necessary
- Locate adrenaline autoinjector(s)
- Give antihistamine:**
(if vomited, can repeat dose)
- Phone parent/emergency contact

Watch for signs of ANAPHYLAXIS

(life-threatening allergic reaction)

Anaphylaxis may occur without skin symptoms: ALWAYS consider anaphylaxis in someone with known food allergy who has **SUDDEN BREATHING DIFFICULTY**

<p>A AIRWAY</p> <ul style="list-style-type: none"> Persistent cough Hoarse voice Difficulty swallowing Swollen tongue 	<p>B BREATHING</p> <ul style="list-style-type: none"> Difficult or noisy breathing Wheeze or persistent cough 	<p>C CONSCIOUSNESS</p> <ul style="list-style-type: none"> Persistent dizziness Pale or floppy Suddenly sleepy Collapse/unconscious
--	--	---

IF ANY ONE (OR MORE) OF THESE SIGNS ABOVE ARE PRESENT:

- 1** Lie child flat with legs raised (if breathing is difficult, allow child to sit)
-
- 2** Immediately dial 999 for ambulance and say ANAPHYLAXIS ("ANA-FIL-AX-IS")
- 3** In a school with "spare" back-up adrenaline autoinjectors, **ADMINISTER the SPARE AUTOINJECTOR** if available
- 4** Commence CPR if there are no signs of life
- 5** Stay with child until ambulance arrives, **do NOT** stand child up
- 6** Phone parent/emergency contact

*** IF IN DOUBT, GIVE ADRENALINE ***

You can dial 999 from any phone, even if there is no credit left on a mobile. Medical observation in hospital is recommended after anaphylaxis. For more information about managing anaphylaxis in schools and "spare" back-up adrenaline autoinjectors, visit: sparepensinschools.uk

Emergency contact details:

1) Name:

.....

2) Name:

.....

Additional instructions:

Parental consent: I hereby authorise school staff to administer the medicines listed on this plan, including a 'spare' back-up adrenaline autoinjector (AAI) if available, in accordance with Department of Health Guidance on the use of AAI in schools

Signed:

Print name:

Date:

For more information about managing anaphylaxis in schools and "spare" back-up adrenaline autoinjectors, visit: sparepensinschools.uk

© The British Society for Allergy & Clinical Immunology 5/2016

This BSACI Action Plan for Allergic Reactions is for children and young people with mild food allergies, who need to avoid certain allergens. For children at risk of anaphylaxis and who have been prescribed an adrenaline autoinjector device, there are BSACI Action Plans which include instructions for adrenaline autoinjectors. These can be downloaded at bsaci.org

For further information, consult NICE Clinical Guidance CG116 Food allergy in children and young people at guidance.nice.org.uk/CG116

This is a medical document that can only be completed by the child's healthcare professional. It must not be altered without their permission. This document provides medical authorisation for schools to administer a 'spare' adrenaline autoinjector in the event of the above-named child having anaphylaxis (as permitted by the Human Medicines (Amendment) Regulations 2007). The healthcare professional named below confirms that there are no medical contraindications to the above-named child being administered an adrenaline autoinjector by school staff in an emergency. This plan has been prepared by:

sign & print name:

Hospital/Clinic:

Date:

42

Appendix P: Letter to pharmacist for spare inhaler

[add your school's logo]

Dear Pharmacist,

We wish to purchase Salbutamol inhalers and spacers for use in our school. The Salbutamol inhalers and Spacers will be used in accordance with manufacture's guidelines and the Human Medicines (Amendment) (No. 2) Regulations 2014, allowing schools to buy salbutamol, without a prescription, for use in emergencies.

Item	Quantity
Salbutamol MDI Inhaler	
Spacers	
AeroChamber Plus Flow-Vu Anti-Static yellow with facemask (Trudell Medical UK Ltd)	
AeroChamber Plus Flow-Vu Anti-Static youth 5+ years (Green/blue) with mouthpiece (Trudell Medical UK Ltd)	
Disposable Able Spacer Pack x 10 (Clement Clarke)	

School	
Address	
Telephone number	

Yours faithfully,

Head Teacher

Appendix Q: Letter to pharmacist for spare AAI

[To be completed on headed school paper]

[Date]

We wish to purchase emergency Adrenaline Auto-injector devices for use in our school/ college.

The adrenaline auto-injectors will be used in line with the manufacturer's instructions, for the emergency treatment of anaphylaxis in accordance with the Human Medicines (Amendment) Regulations 2017. This allows schools to purchase "spare" back-up adrenaline auto-injectors for the emergency treatment of anaphylaxis. (Further information can be found at <https://www.gov.uk/government/consultations/allowing-schools-to-hold-spare-adrenaline-auto-injectors>).

Please supply the following devices:

Brand name*		Dose* (state milligrams or micrograms)	Quantity required
	Adrenaline auto-injector device		
	Adrenaline auto-injector device		

Signed: _____

Date: _____

Print name:

Head Teacher/Principal

*AAs are available in different doses and devices. Schools may wish to purchase the brand most commonly prescribed to its pupils (to reduce confusion and assist with training). Guidance from the Department of Health to schools recommends:

For children age under 6 years:	For children age 6-12 years:	For teenagers age 12+ years:
Epipen Junior (0.15mg) or Emerade 150 microgram or Jext 150 microgram	Epipen (0.3 milligrams) or Emerade 300 microgram or Jext 300 microgram	Epipen (0.3 milligrams) or Emerade 300 microgram or Emerade 500 microgram or Jext 300 microgram

Further information can be found at <http://www.sparepensinschools.uk>

Appendix R: Emergency Kit location poster



Appendix S: Emergency kits checklist

Emergency Kit Checklist

Emergency asthma kit	Yes	No
At least 2 salbutamol metered dose inhalers (MDI) with manufacturer's instructions and label for expiry date		
At least 2 single-use spacers compatible with the inhaler		
A school asthma action plan		
Instructions on how to administer the inhaler using spacer		
Instructions on cleaning and storing the inhaler and spacer		
Emergency Allergy Kit	Yes	No
At least 2 adrenaline auto-injectors with manufacturer's instructions and label for expiry date		
Instructions how to administer the adrenaline auto-injector		
Recognising signs of an allergic reaction and anaphylaxis poster		

Emergency Kit Audit

	Term 1a	Term 1b	Term 2a	Term 2b	Term 3a	Term 3b
Emergency asthma kit – sign and date						
All items present as per checklist						
The inhalers have sufficient doses remaining						
The inhalers have more than 3 months before expiry						
The spacers are in good working order, free from scratches and cloudiness						

All items have been stored correctly						
Emergency Allergy Kit – sign and date						
All items present as per checklist						
The AAls have more than 3 months before expiry						
The medication has not discoloured and does not have any particles present						
All items have been stored correctly						

Emergency Kit Action Plan

	Term 1a	Term 1b	Term 2a	Term 2b	Term 3a	Term 3b
Emergency asthma kit – sign and date						
Outstanding action(s) list						
Outstanding action(s) completed, sign and date						
Emergency allergy kit – sign and date						
Outstanding action(s) list						
Outstanding action(s) completed, sign and date						

22. References

This document uses material from:

Asthma UK (n.d.), 'Asthma Facts and FAQs' [online] Available at:
<http://www.asthma.org.uk/asthmafacts-and-statistics> [Accessed: 16th Feb. 2021]

Department of Health (2015). 'Guidance on the use of emergency inhalers in schools'. [online] Available at:
https://www.gov.uk/government/uploads/system/uploads/attachment_data/file/416468/emergency_inhalers_in_schools.pdf [Accessed: 16th Feb. 2021]

Department of Health (2015). 'Supporting pupils in schools with medical conditions'. [online] Available at:
https://assets.publishing.service.gov.uk/government/uploads/system/uploads/attachment_data/file/603956/supporting-pupils-at-school-with-medical-conditions.pdf [Accessed: 16th Feb. 2021]

Department of Health (2017). 'Guidance on the use of Adrenaline auto-injectors in schools'. [online] Available at:
https://assets.publishing.service.gov.uk/government/uploads/system/uploads/attachment_data/file/645476/Adrenaline_auto_injectors_in_schools.pdf [Accessed: 16th Feb. 2021]

Healthy London Partnership (2016). 'London asthma standards for children and young people'. [online] Available at: <https://www.healthy london.org/wp-content/uploads/2017/11/Londonasthma-standards-for-children-and-young-people.pdf> [Accessed: 16th Feb. 2021]

23. Useful websites

- Epipen - www.epipen.co.uk
- Jext - www.jext.co.uk
- British Society of Allergy and Clinical Immunology - <https://www.bsaci.org>
- Allergy UK - <https://www.allergyuk.org/>
- Anaphylaxis Campaign - <https://www.anaphylaxis.org.uk/>
- Spare Pens in schools - <http://www.sparepensinschools.uk>
- Asthma UK - <https://www.asthma.org.uk/>
- Aerochamber animation - <https://www.truellmed.com/products/aerochamber-flow-vuchamber>
- Healthy London Partnership - <https://www.healthy london.org/our-work/children-youngpeople/asthma/>
- Education for Health - <https://www.educationforhealth.org/allresources/free-elearning/>

24. Locally made films

- Asthma kit https://youtu.be/pfaG_Rz5CwQ
- Washing a spacer <https://youtu.be/NblqBgmfTFE>
- What it feels like to have asthma
<https://youtu.be/ZNvqMDpfFQs>
- Living with asthma <https://youtu.be/OyOdu7hAjL0>
- Whole school asthma approach
<https://youtu.be/l1J4cTwMev0>