




Autumn 2 Reception

Our topic this term: Our World!

This term, we will be exploring and learning about where we come from. We will learn about the area and community in which we live. We will learn about the different countries that all our friends are from.

CORE BOOKS THIS TERM



Various non-fiction books about different countries and cultures.

What we are learning this term:

Phonics

We will continue to learn any letter sounds that are left to learn.



Focus on forming letters correctly.

Fred Talking to read words - this is when you need to sound out the letters to read the word.

Fred talk to write words - this is when you need to say the word and then identify the sounds in it to write it.

Beginning to read simple captions/sentences

How to help your child at home?

Practise the letter sounds every day.

Practise writing the sounds every day.

Give your child three lettered words to read.

Help develop their pencil control - lots of drawing and every day!

Read a story to them every day!

Math

To confidently count up to 10 objects.

To compare quantities/amounts by identifying more and less.

To add one more to numbers between 1 -10.

To begin to add two groups.

To begin to learn number bonds to 5 - this means all the different ways of making 5. Children should learn how to automatically recall them.

How to help your child at home?

Lots of counting objects at home.

Encourage your children to compare different amounts. Play dice games and other counting games.

Help your child to learn how to write numbers 1 -10.

Other areas of learning

Learn how to read very simple maps. Learn where I live - our local area. Learn what community means and the importance of being part of a community. Learn about the role I have in my community.

Important buildings and places within our community.

Places of worship.

Learn about the people who help us in our community.

Learn about the different countries we are all from.

Learn about the different cultures within our class.

Look at the world map and identify continents.

We will also learn about what happens in Christmas.

How to help your child at home?

Read the core books - you may be able to find them online.

Help them learn about the country they are from. Take them on a tour around London. Go on a walk around your local area and identify important places and buildings around you. Look at simple maps of your local area.


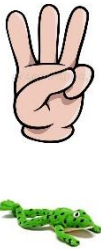


Look at images of the world map and look at the different countries on it.

Research about other countries and cultures.

How to write a simple three lettered word:





1. Say the word out loud a few times.
2. Get three Fred fingers out.
3. Fred talk the sounds in the word and pinch them on your fingers in order.
4. Now use your Fred fingers to help you write each sound down.
5. Read back your word to check you have used the correct sounds.

SAY IT, FRED IT, WRITE IT, READ IT

			
Say the word.	Three Fred fingers.	Write the sounds down.	Check your word.
SAY IT	FRED IT	WRITE IT	READ IT

How to write a sentence step by step:

6. Say the sentence out loud a few times.
7. Write the first word by Fred talking (sounding out).
8. Place your finger space next to the word
9. Read back to find out what the next word is
10. Write the next word
11. Repeat from step 3
12. Once sentence is finished, read back to double check and put a full stop.

			
Say the sentence you want to write.	Finger space.	Read back to find out what word to write next.	Full stop at the end of your sentence.