




Spring 1 Reception

Our topic this term: My Senses!

This term, we will be exploring our 5 senses.

CORE BOOKS THIS TERM







What we are learning this term:

Phonics	Math	Other areas of learning
<p>Recalling all our sounds confidently and quickly.</p> <p>Writing all our letter sounds confidently and correctly.</p> <p>Reading three lettered words with more confidence.</p> <p>Starting to read simple sentences.</p> <p>Beginning to comprehend what I am reading.</p> <p>Starting to write simple sentences.</p> <p>Learning tricky words that cannot be sounded out.</p> <p>How to help your child at home? Practise the letter sounds every day. Practise writing the sounds every day. Give your child three lettered words to read - the more they see words, the more they will remember and gain confidence reading quicker. Help develop their pencil control - lots of drawing and every day! Read a story to them every day!</p>	<p>Finding one less than a number.</p> <p>Confidently recalling number bonds to 5.</p> <p>Exploring number bonds to 10.</p> <p>Word problems around number bonds.</p> <p>How to help your child at home? Lots of counting objects at home.</p> <p>Encourage your children to compare different amounts.</p> <p>Help your child to learn how to write numbers 1 - 10.</p> <p>Practise number bonds to 5 and 10 every day.</p>	<p>We will be looking, exploring and investigating a different sense each week.</p> <p>Exploring and investigating light and dark.</p> <p>Exploring and investigating sounds.</p> <p>Exploring and investigating materials and texture.</p> <p>Exploring and investigating taste and smell.</p> <p>We will also look at different Creation stories of how different religions view the world was created.</p> <p>How to help your child at home? Read the core books - you may be able to find them online.</p> <p>Help them to explore their senses at home. Go on a looking walk outdoor. What can you see? Go on a sound walk. What can you hear. Feel the texture of different materials around the house. Investigate the strength of different materials and its purpose. Explore the taste of sweet, sour, bitter and salty food. Encourage children to talk about their experiences.</p>

How to write a sentence step by step:

1. Say the sentence out loud a few times.
2. Write the first word by Fred talking (sounding out).
3. Place your finger space next to the word
4. Read back to find out what the next word is
5. Write the next word
6. Repeat from step 3
7. Once sentence is finished, read back to double check and put a full stop.

			
Say the sentence you want to write.	Finger space.	Read back to find out what word to write next.	Full stop at the end of your sentence.