

Student guide on how to log on to Google Classroom

Step 1: Open Google Chrome web browser

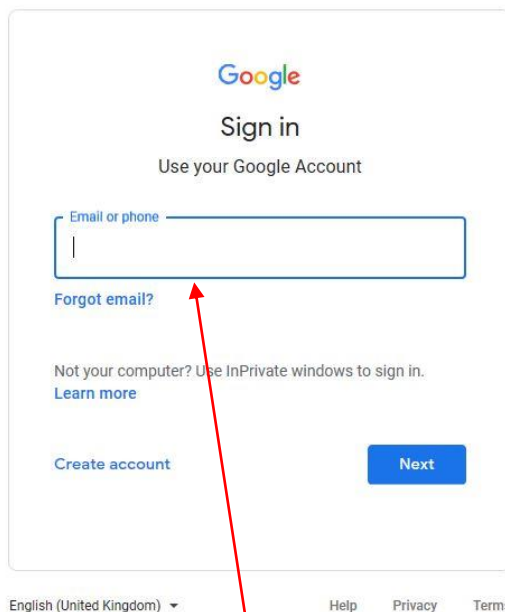


Step 2:



In the Google address bar type: www.classroom.google.com and press enter

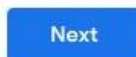
Step 3:



Step 4: Enter your google login. The email is your google username

Example: mwadud.316@romanroad.newham.sch.uk

Then click

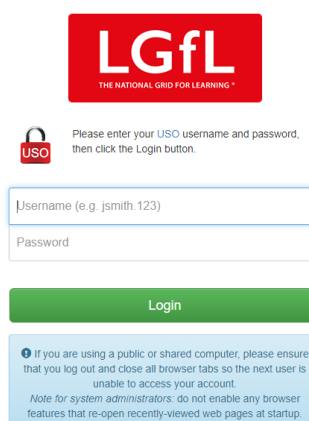


Step 5: At the LGfL page you need to enter your USO and password

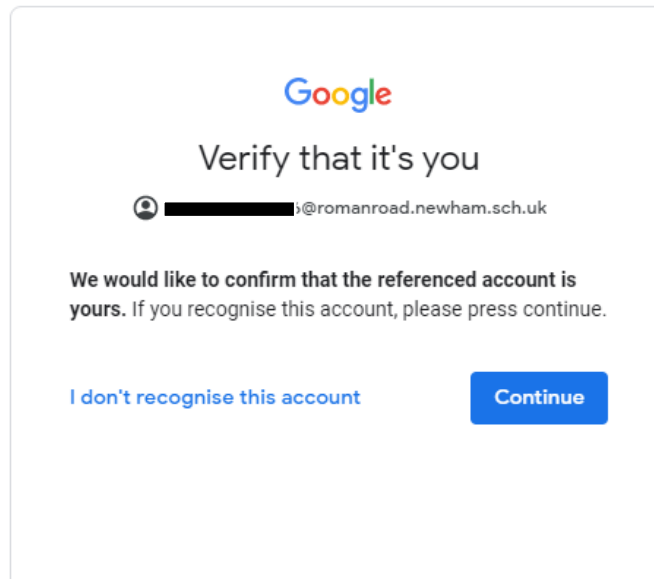
Example:

USO: mwadud.316

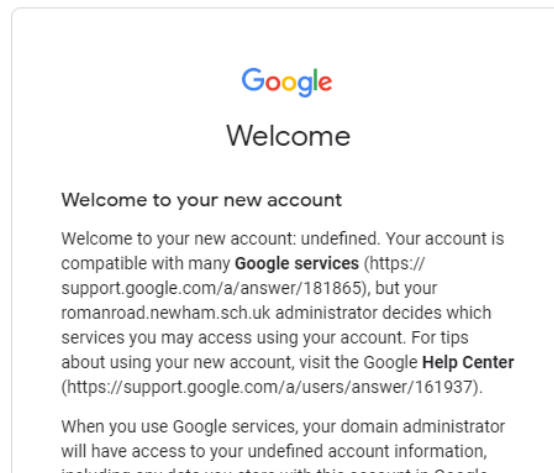
Password: *****



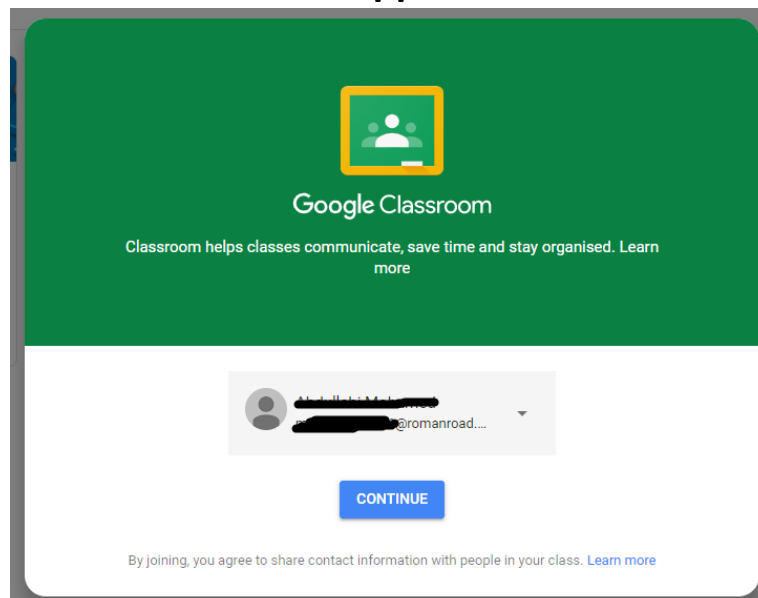
Step 6: Google is verifying your account, click continue to proceed




Step 7: You will see a Google welcome page, scroll down on the page and click accept



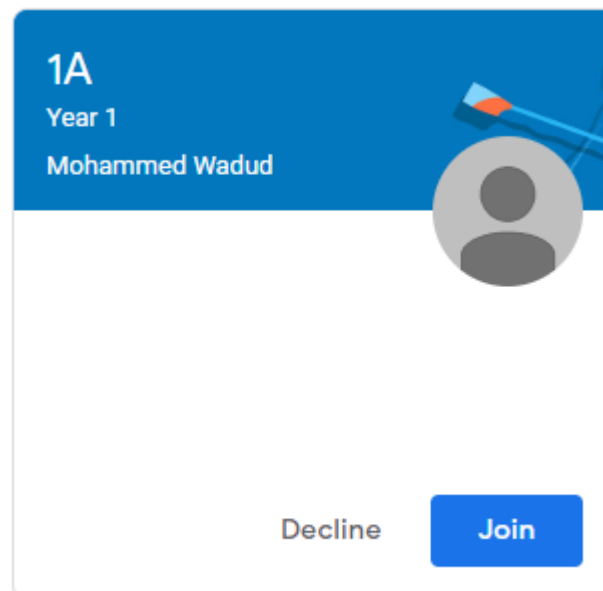
Step 8: Google Classroom screen will appear, click continue



Step 9: At the choose your role screen, you need to select **I'm a student**



Step 10: You will see your classroom on screen, you need to click on **join**



You have now successfully joined your classroom.

You can use Google Classroom Tablet and Phone.

Downloading the Google Classroom app from Google play store:

<https://play.google.com/store/apps/details?id=com.google.android.apps.classroom&hl=en>

Downloading the Google Classroom app from Apple app store:

<https://apps.apple.com/gb/app/google-classroom/id924620788>

